

Appendix 3
DeltaE76 K-Means Clusters for Mi 45 with K = 18

Signed Stamps:




1 a (dealer)	Cluster 5
2 aa (Wiegand)	Cluster 5
3 a (Zenker)	Cluster 17
6 b (dealer)	Cluster 17
8 c (dealer)	Cluster 8
9 ca (dealer)	Cluster 16
10 cb (dealer)	Cluster 15
17 e (dealer)	Cluster 17

The Homogeneity is defined as the largest DeltaE76 distance between stamps in the clique.

The Average Homogeneity over Non-Singleton cliques is 4.5865.




The Maximum Homogeneity is 5.4505.

The clusters are listed in order of decreasing size.

Cluster Nmb.	Cluster Center	Cluster Center Stamp Index	Cluster Size	Cluster Center H,S,L	Homogeneity
9		95	36	0.0569, 0.1715, 0.4686	3.7977
17		17	31	0.0652, 0.1901, 0.4745	4.9476
14		134	30	0.0543, 0.1870, 0.4824	4.8078

13		147	29	0.0568, 0.1913, 0.4510	5.0014
5		129	21	0.0654, 0.2134, 0.4686	5.3572
8		79	16	0.0647, 0.2900, 0.5471	4.6907
11		109	16	0.0755, 0.2095, 0.4961	5.4505
18		199	10	0.0760, 0.2881, 0.5373	4.8179
3		24	8	0.0556, 0.2887, 0.5314	4.4085

15		176	8	0.0741, 0.2490, 0.5039	3.6591
10		59	7	0.0733, 0.3086, 0.5235	4.3600
16		9	4	0.0833, 0.3302, 0.5843	4.3484
2		114	2	0.0556, 0.2153, 0.4098	2.7435
1		12	1	0.0860, 0.3298, 0.6314	0.0
4		208	1	0.0513, 0.1688, 0.5471	0.0

6		74	1	0.0942, 0.2911, 0.5353	0.0
7		32	1	0.0263, 0.2511, 0.5549	0.0
12		16	1	0.0651, 0.2689, 0.4667	0.0

DeltaE76 Cluster Plot Mi 45 - 1-223 K 18

